

University Animal Care Committee Standard Operating Procedure		
Document No: 7.30	Subject: Orchidectomy in Mice	
Date Issued: April 17 th , 2023	Revision: Original	Page No: 2

Tissue glue

University Animal Care Committee Standard Operating Procedure		
Document No: 7.30	Subject: Orchidectomy in Mice	
Date Issued: April 17 th , 2023	Revision: Original	Page No: 3

Remove the drape and gently clean the surgery site as needed.

Follow postoperative care and monitoring as per SOP 7.4 "Rodent Post-Operative Care (Mice)"

Notes:

- *Ensure to place ligature either on the hemostat crush site or below, never above.*
- *Ligature must be very tight to guarantee it will not slip from the stump and there will be no haemorrhaging from the site.*




Figure 1: Incision site prepped







Figure 2: Mouse scrotum incision




University Animal Care Committee Standard Operating Procedure		
Document No: 7.30	Subject: Orchidectomy in Mice	
Date Issued: April 17 th , 2023	Revision: Original	Page No: 4



: F 2 :4F 2 2 25 2 5 :4F 2 4



: F :4F 2 4 2 H: 2



: F : 2: 2 : 2 4 2

