


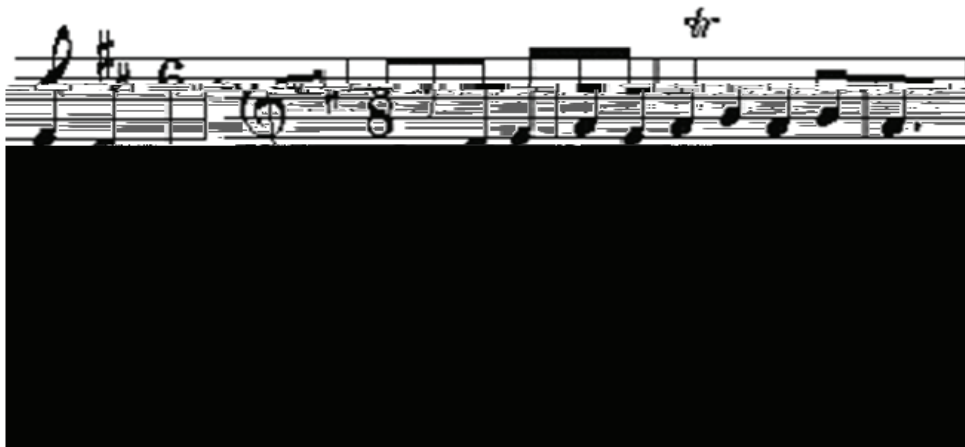
Musical Math

A 5 - G N

The notes on a musical staff can be easy to remember! On the treble clef, starting at the bottom and going up, the notes in the spaces spell FACE. The notes on the lines are also easy to remember if you use the verse “Every Good Boy Does Fine”, or “Every Good Boy Deserves Fudge.” Look at the diagram below to see how the notes fit on the staff.



Now look at the song below. Can you tell which notes are used?




Can you believe THIS is math?

Musical Math

A 5 - G N - *continued*

In the first bar the notes are “d” and “e”. In the fourth bar the notes are “b”, “c”, “d”, “e”, “d” and “c.” Graphs are a good way of showing how many notes are used in the song. Here is a graph showing how many times each of the notes were played in the song on the previous page:



Activity Instructions: Using the music for “Twinkle, Twinkle Little Star” (on the following page), make your own graph to show how many times each of the notes are played. Use graph paper and a ruler to make sure that your graph is accurate.

Can you believe THIS is math?

Musical Math

A 5 - G N - *continued*

Twinkle, Twinkle, Little Star



Can you believe THIS is math?